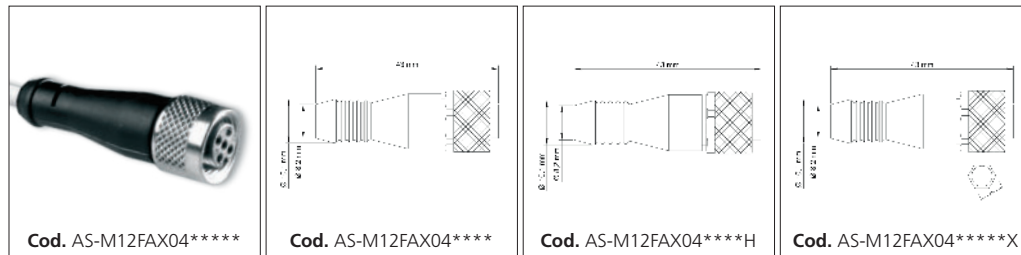


FEMMINA AX / FEMALE AX



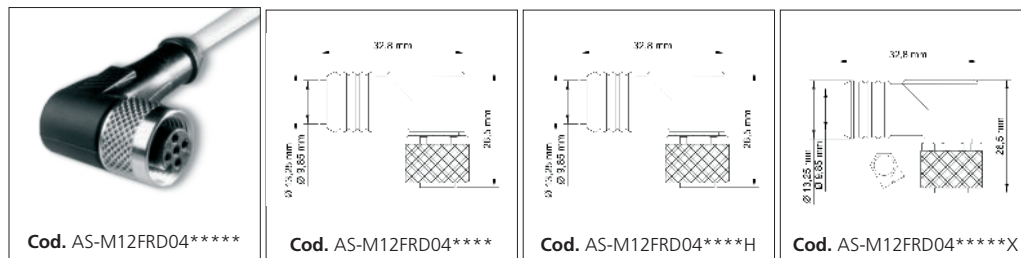
Cod. AS-M12FAX04*****

Cod. AS-M12FAX04****

Cod. AS-M12FAX04*****H

Cod. AS-M12FAX04*****X

FEMMINA RD / FEMALE RD



Cod. AS-M12FRD04*****

Cod. AS-M12FRD04****

Cod. AS-M12FRD04*****H

Cod. AS-M12FRD04*****X

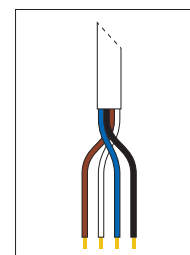


TABELLA COLORI
COLOURS TABLE

1	BN
2	WH
3	BU
4	BK

CONFIGURAZIONI AGGIUNTIVE / MORE CONFIGURATIONS

Ghiera Inox AISI 304 / Inox AISI 304 Ring Nut	min. 50 pcs	X
Connettore schermato / Shielded Connector		H
Connettore cod. D / Connector D code		D



COMPOSIZIONE CODICE
CODE COMPOSITION

Tipologia cavo (vedi cod. in tabella)
Cable type (code like table)

AX = Dritto / Straight
RD = 90°

AS-M12F**04050*

lunghezza cavo
Cable length
001 = 10 cm
010 = 1 m
100 = 10 m

CONFIGURAZIONI AGGIUNTIVE
MORE CONFIGURATIONS

D = Connector Cod. D
G = grafoplast
H = connettore schermato shielded connector
X = ghiera inox / inox ring nut
HX = connettore schermato e ghiera inox shielded connector and inox ring nut

MATERIALI

Portacontatto in ABS UL94 V0 autoestinguente. Contatto stampato in bronzo fosforoso e doratura gold flash (femmina). Ghiera di tenuta meccanica in Ottone Nichelato. Corpo connettore in poliammide nero. O-ring di tenuta in Viton (femmina).

MATERIALS

Contact plug holder: self-extinguishing ABS UL94 V0. Contact: phosphorouse bronze with gold flash (female). Metal ring nut: nickel-plated brass. Body connector: black polyamide. O-ring: Viton (female).

SPECIFICHE TECNICHE

Normativa di riferimento	Reference standards	IEC 61076-2-101
Corrente Nominale	Nominal Currents	4 A
Tensione Nominale	Nominal Voltage	250 V AC-DC
Grado di protezione	Protection Class	IP67
Resistività di massa	Resistance	≤ 5mΩ
Temperatura di esercizio (connettore)	Working Temperature	-20/+80°C Fix Install

TECHNICAL SPECIFICATIONS

4 CONDUTTORI / 4 WIRE

COD.	"C"	"CUY"	"CN"	"CUN"	"RUY"	"RN"	"RUN"	"CS"	"CSUN"	"RS"
SPECIFICHE CAVO CABLE SPECIFICATIONS	CAVO PVC UL/CSA UL/CSA PVC CABLE	CAVO PVC L/CSA UL/CSA PVC CABLE	CAVO PVC UL/CSA UL/CSA PVC CABLE	CAVO PVC UL/CSA UL/CSA PVC CABLE	CAVO PUR UL/CSA UL/CSA PUR CABLE	CAVO PUR UL/CSA UL/CSA PUR CABLE	CAVO PUR UL/CSA UL/CSA PUR CABLE	CAVO PVC SCHERMATO SHIELDED PVC CABLE	CAVO PVC SCHERMATO PVC SHIELDED CABLE	CAVO PUR SCHERMATO SHIELDED PUR CABLE
Sezioni Sections	4 x 24AWG (4 x 0.25) 80° - 300 V	4 x 24AWG (4 x 0.25) 80° - 300 V	4 x 24AWG (4 x 0.25) 80° - 300 V	4 x 22AWG (4 x 0.34) 80° - 300 V	4 x 24AWG (4 x 0.25) 80° - 300 V	4 x 24AWG (4 x 0.25) 80° - 300 V	4 x awg 22 (4 x 0.34) 80° - 300 V	4 x 24AWG (4 x 0.25) ST 80° - 300 V	4 x 22AWG (4 x 0.34) ST 80° - 300 V	4 x 24AWG (4 x 0.25) ST 80° - 300 V
Diametri Diameter	4.6 +/- 0.2	4.8 +/- 0.2	4.6 +/- 0.2	4.8 +/- 0.2	4.0 +/- 0.2	4.7 +/- 0.2	4.9 +/- 0.2	4.9 +/- 0.2	5.4 +/- 0.2	4.8 +/- 0.2
Conduttori Conductor	PVC classe 6 FLEX 32 x 0.10	PVC FLEX 32 x 0.10	PVC classe 6 FLEX 32 x 0.10	PVC classe 6 FLEX 19 x 0.15	PVC classe 6 FLEX 32 x 0.10	PVC classe 6 FLEX 19 x 0.13	PVC classe 6 FLEX 19 x 0.15	PVC classe 6 FLEX 19 x 0.13	PVC classe 6 FLEX 42 x 0.10	PVC classe 6 FLEX 19 x 0.13
Guaia Esterna Outer Jacket	PVC UL/CSA Oil resistant UL 1581 STYLE 2464 Grey Ral 7035 Flam Test FT1	PVC UL/CSA Oil resistant UL 1581 STYLE 2464 Yellow RAL 1021 DESINA Flam Test	PVC UL/CSA Oil resistant UL 1581 STYLE 2464 Black Flam Test FT1	PUR UL/CSA Oil resistant ISO 6722 STYLE 2464 Black Flam Test FT1	PUR UL/CSA STYLE 20549 Yellow RAL 1021 DESINA Flam Test FT1	PUR Compound Oil resistant ISO 6722 STYLE 21441 Black - RAL9005 Flam Test FT2	PUR UL/CSA Oil resistant ISO 6722 STYLE 21441 Black RAL 9005 Flam Test FT2	PVC CEI 2022 - II Oil resistant ISO 6722 STYLE 2464 Grey Ral 7035 Flam Test FT1	PVC UL/CSA Oil resistant UL 1581 STYLE 2464 Black Flam Test FT1	PUR Compound Oil resistant ISO 6722 STYLE 20549 Grey Ral 7035 Flam Test FT1
Normative di riferimento Reference standards	RU	RU	RU	RU	RU	RU	RU	RU	RU	RU
Temperatura di esercizio Working temperature	-5 / +80°C Static App. +5 / +80°C Dynamic App.	-5 / +80°C Static App. +5 / +80°C Dynamic App.	-5 / +80°C Static App. +5 / +80°C Dynamic App.	-5 / +80°C Static App. +5 / +80°C Dynamic App.	-15 / +80°C Static App. +5 / +80°C Dynamic App.	-30 / +80°C Static App. -5 / +80°C Dynamic App.	-30 / +80°C Static App. -5 / +80°C Dynamic App.	-15 / +80°C Static App.	-15 / +80°C Static App.	-5 / +80°C Static App. +5 / +80°C Dynamic App.
Raggio di curvatura Bending radius	10 x Ø esterno	10 x Ø esterno	10 x Ø esterno	10 x Ø esterno	10 x Ø esterno	10 x Ø esterno	10 x Ø esterno	10 x Ø esterno	12 x Ø esterno	10 x Ø esterno
Schermatura Shield	---	---	---	---	---	---	---	A treccia - Copertura ≥ 80% Braided coverage ≥ 80%	A treccia - Copertura ≥ 80% Braided coverage ≥ 80%	A treccia - Copertura ≥ 80% Braided coverage ≥ 80%
Velocità di traslazione Traslation's speed	90 mt / min	90 mt / min	90 mt / min	120 mt / min	---	150 mt / min	200 mt / min	---	---	40 mt / min
Accelerazione Acceleration	4 mt / seqq	4 mt / seqq	5 mt / seqq	4 mt / seqq	---	4 mt / seqq	30 mt / seqq	---	---	10 mt / seqq